

 **HONDA** For the new horizons


Pan-European



THE PAN EUROPEAN FROM HONDA: A STANDING INVITATION TO HIGH PERFORMANCE ADVENTURE

Powerful and responsive, yet supremely easy to handle. Sporty and maneuverable, yet consistently comfortable for hours at a stretch. Engineered to the most critical standards, yet remarkably simple to maintain. And as suitable for short-range everyday riding as

for long-distance international touring. Honda's Pan European has been designed to reconcile these apparently conflicting demands and provide the ideal blend of performance and versatility for European roads, European conditions and European lifestyles.




A STEEL PULSE

The all-new transverse-mounted, liquid-cooled 1100 cc V4 engine fulfils its GT vocation with a combination of rugged power, compactness, exceptional quiet and solid dependability. Developing 100 HP at only 7500 rpm, it allows steady, economical cruising in the 160-180 kph speed range while still retaining the high torque needed for powerful acceleration. Shaft drive operation

extends the period required between regular maintenance checks, and there is a strong emphasis throughout on easy, straightforward user-serviceability.



Complete instrumentation, perfect fluidity of the forms and the finish, maximum protection: Rediscover the pleasure of travelling.





Simple and rugged architecture, first rate equipment, high tech solution and reduced maintenance. Everything on the Pan European is thought out to reconcile everyone to the pleasures of the road.

1100 cc air cooled longitudinal V4...

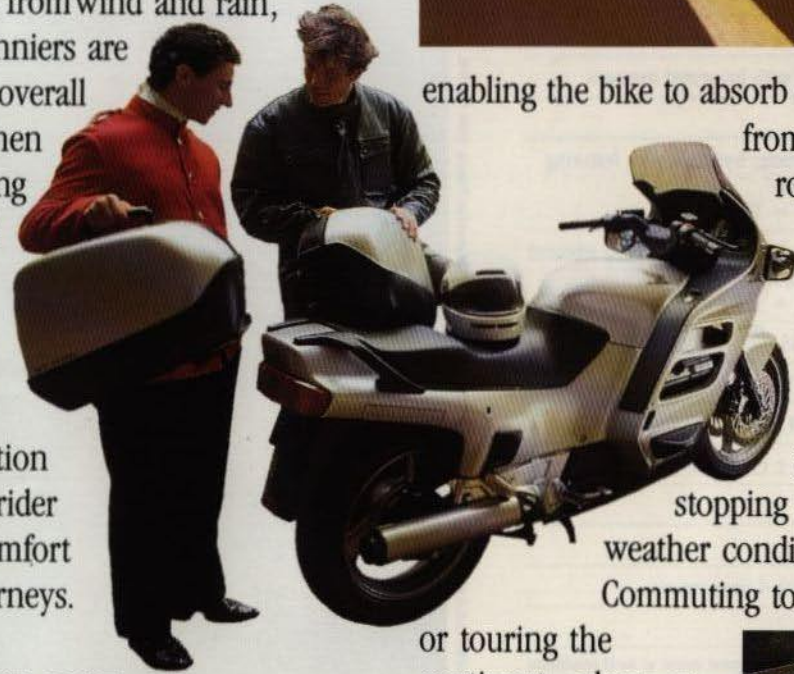
With 100 hp at 7,500 RPM and an impressive torque at the lowest RPM.

The new Pan European Honda engine immediately positions itself as the ultimate reference for GT's.




LONG TRAVEL COMFORT

The Pan European's innovative character is equally evident from its fluid, graceful styling. Integration of side protectors, mirrors, lamp assemblies and indicators confers a smooth, uninterrupted line, while the compact, aerodynamic windscreen and fairing give optimum protection from engine heat and noise as well as from wind and rain, 35-liter-capacity rear panniers are also integrated into the overall design: easy to remove when not required, their mounting ramps can be concealed to maintain the bike's clean, distinctive line. Special attention has also been paid to footrests, handlebars and seat position to make sure that both rider and passenger travel in comfort on even the longest journeys.



HIGH PERFORMANCE RIDE

Security at speed is another outstanding feature of the Pan European. Along with a low center of gravity, it employs both anti-dive and cartridge-type forks at the front to combine firmness with comfort, plus 10-way adjustable suspension at the rear



enabling the bike to absorb even sharp shocks from bumpy, uneven road surfaces. Double front and single rear disk brakes, all with dual pistons and sintered metal plates, guarantee powerful, reliable stopping in virtually any weather conditions.

Commuting to work, visiting friends

or touring the continent - alone or with two up - the versatile Pan European presents its owner with a standing invitation to year-round, high-performance adventure.



HONDA®

Ride alert. Dress right. Always wear a helmet and eye protection. Enjoy safe motorcycling.

Pan EUROPEAN specifications

ENGINE

Type	90° V-four engine, 4 stroke, liquid-cooled.
Distribution	DOHC, 4 valves per cylinder
Displacement	1085 cc.
Bore x stroke	73 x 64.8 mm.
Max horsepower	100 PS / 7500 rpm. (DIN)
Max torque	11 kgm / 6000 rpm. (DIN)

TRANSMISSION

Final drive	Shaft drive with integrated dampers.
-------------	--------------------------------------

CHASSIS

Front	41 mm diameter hydraulic fork featuring TRAC system.
	Axle travel = 150 mm.
Rear	Conventional one-sided unit with rebound damping adjuster.
	Axle travel = 120 mm.
Front	110/80 - V 18
	Rear 160/70 - V 17

DIMENSIONS, WEIGHTS AND CAPACITIES

LxWxH	2275 x 900 x 1345 mm
Wheelbase	1550 mm.
Seat height	800 mm.
Fuel	29 liters with 4 liters reserve.
Dry weight	279 kg.

Honda machines sold in your area are those most suited to local conditions. Specifications, appearance and availability may differ depending on markets and are subject to change without notice. For details, please consult your nearest Honda dealer.

MAINTENANCE & REPAIR: Honda Europe S.A. (CE) - Honda B 042 044 000 - Inspired by Passion. 1108 - 746 - 445.



Your authorized Honda dealer:

AB BIL & MC-TJÄNST
Tel. 0203-190 90
Box 191 • 574 22 Veitland

